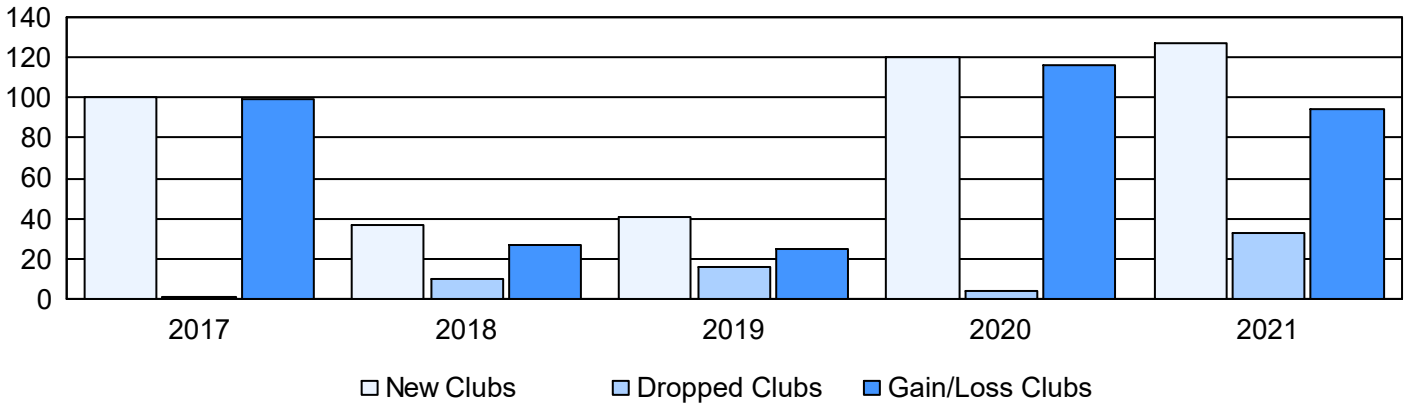
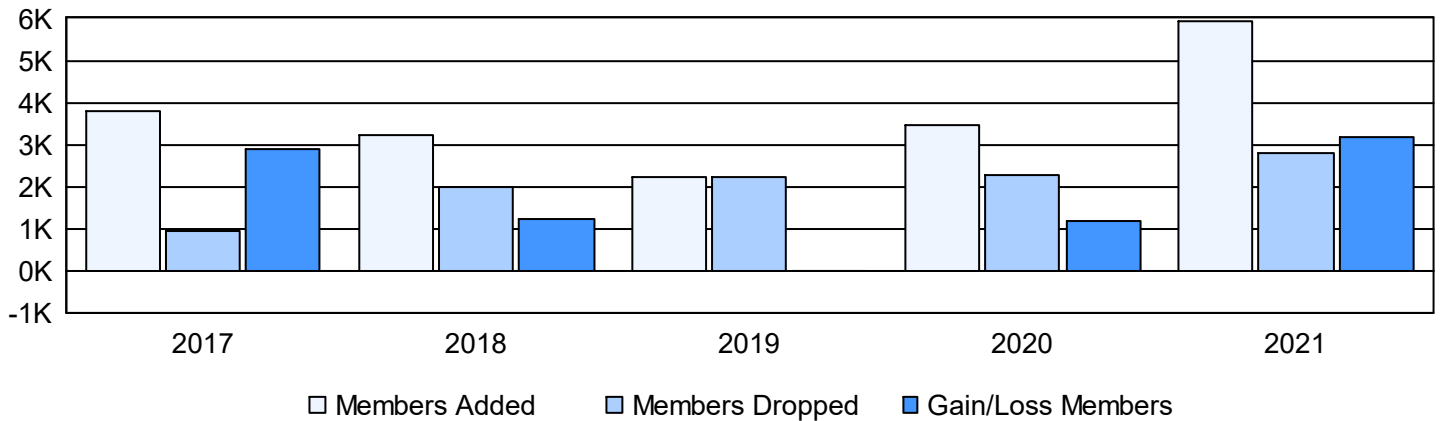


Year	New Clubs	Dropped Clubs	Gain/ Loss Clubs	New Members	Charter Members	Reinstate Members	Transfer Members	Total Member Added	Total Members Dropped	Gain/ Loss Members
2016-2017	100	1	99	1,337	2,418	37	10	3,802	939	2,863
2017-2018	37	10	27	1,885	1,137	167	10	3,199	1,972	1,227
2018-2019	41	16	25	933	1,233	66	9	2,241	2,243	-2
2019-2020	120	4	116	747	2,653	55	11	3,466	2,291	1,175
2020-2021	127	33	94	2,524	3,312	83	26	5,945	2,778	3,167
<b>Average</b>	<b>85</b>	<b>13</b>	<b>72</b>	<b>1,485</b>	<b>2,151</b>	<b>82</b>	<b>13</b>	<b>3,731</b>	<b>2,045</b>	<b>1,686</b>

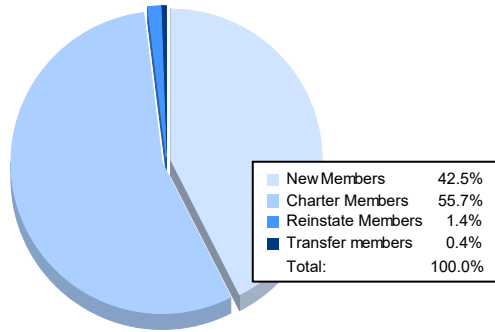
### Clubs



### Members



### Membership Composition June 2021 Cumulative



### Gender Composition June 2021 Cumulative

